



ILA120160N

1.2 – 1.6 GHz LOW NOISE AMPLIFIER

REV B
July 2015

Key Features



- 1.2 ~ 1.6 GHz , 50 Ohm Impedance
- 0.9 dB Noise Figure
- 17 dB Gain
- 1.35:1 VSWR
- 15 dBm P_{1dB}
- Precision Machined Housing
- Single DC Power Supply
- Meet MIL-STD-202g

Applications

- GPS
- Receiver Amplifiers
- RF Bench Tests
- Mobile Base Station



Absolute Maximum Ratings

Parameters	Units	Ratings
DC Power Supply Voltage	V	-0.5,32
RF Input CW Power	dBm	10
Storage Temperature	°C	-40 ~ +85
Operating Temperature	°C	-40 ~ +85

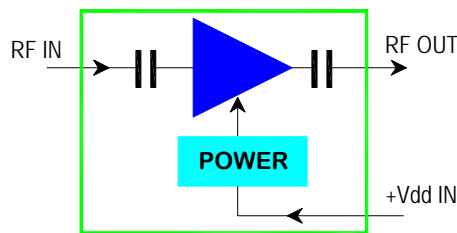
Operation of this device beyond any one of these parameters may cause permanent damage.

Specifications

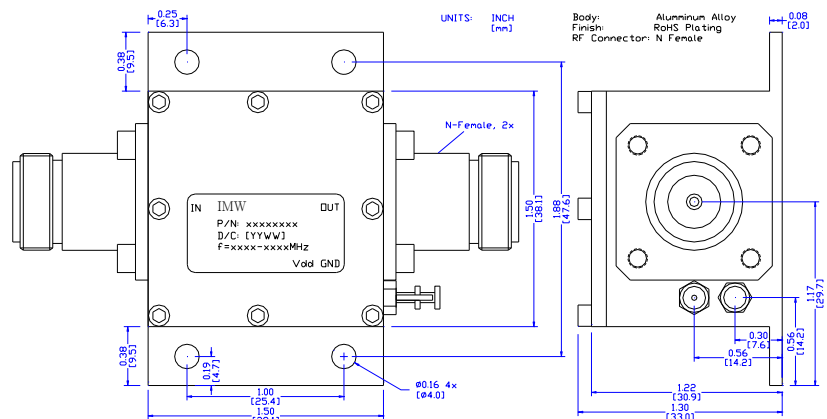
Summary of the key electrical specifications at 25°C

Index	Testing Item	Symbol	Test Constraints	Min	Nom	Max	Unit
1	Frequency Range	BW	50 Ohm Impedance	1.2		1.6	GHz
2	Gain	S ₂₁	1.2 – 1.6 GHz	16	17	18	dB
3	Gain Variation	ΔG	1.2 – 1.6 GHz		+/- 0.2		dB
4	VSWR	SWR _i	1.2 – 1.6 GHz, all RF ports		1.35:1	1.6:1	Ratio
5	Reverse Isolation	S ₁₂	1.2 – 1.6 GHz		25		dB
6	Noise Figure	NF	1.2 – 1.6 GHz		0.9	1.2	dB
7	Output Power 1dB Compression Point	P _{1dB}	1.2 – 1.6 GHz	12	15		dBm
8	Output-Third-Order Interception Point	IP ₃	Two-Tone, P _{out} = 0 dBm each, 1 MHz Separation	26	29		dBm
9	Current Consumption	I _{dd}	V _{dd} = +12.0 V		35		mA
10	Power Supply Operating Voltage	V _{dd}		+8	+12	+16	V
11	Operating Temperature	T _o		-40		+85	°C
12	Thermal Resistance	R _{th,c}	Junction to case			215	°C/W

Functional Block Diagram



Outline, IP-2 Housing



Ordering Information

Model Number	Connectors	
	IN	OUT
ILA120160N	N Female	N Female

Specifications and information are subject to change without notice.

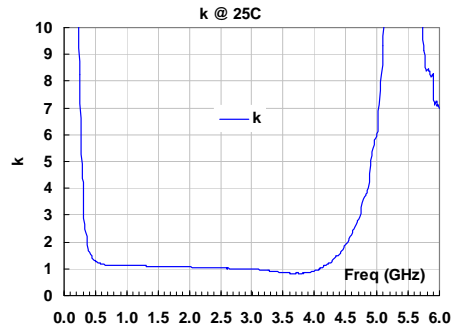
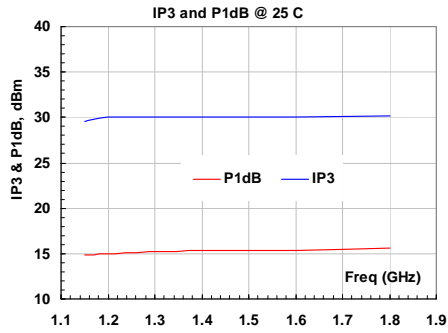
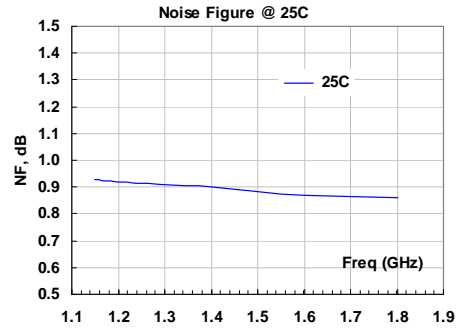
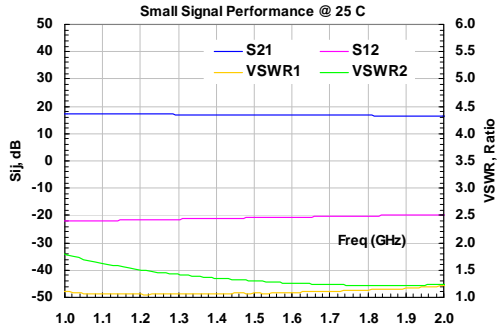


ILA120160N

1.2 – 1.6 GHz LOW NOISE AMPLIFIER

REV B
July 2015

Typical Data



Specifications and information are subject to change without notice.