



ILA220270N

2.2 – 2.7 GHz LOW NOISE AMPLIFIER

REV B
July 2015

Key Features



- 2.2 ~ 2.7 GHz, 50 Ohm impedance
- 1.0 dB Noise Figure
- 15 dB Gain
- 1.35:1 VSWR
- 15 dBm P_{1dB}
- Precision Machined Housing
- Single DC Power Supply
- Meet MIL-STD-202g

Applications

- 3G & ISM Band
- Receiver Amplifiers
- RF Bench Tests
- Mobile Base Station



Absolute Maximum Ratings

Parameters	Units	Ratings
DC Power Supply Voltage	V	-0.5, 32
RF Input CW Power	dBm	10
Storage Temperature	°C	-40 ~ +85
Operating Temperature	°C	-40 ~ +85

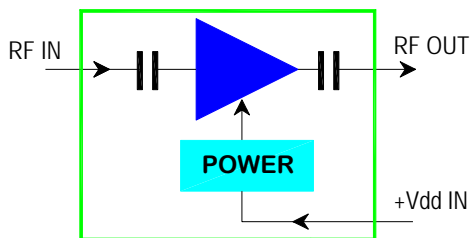
Operation of this device beyond any one of these parameters may cause permanent damage.

Specifications

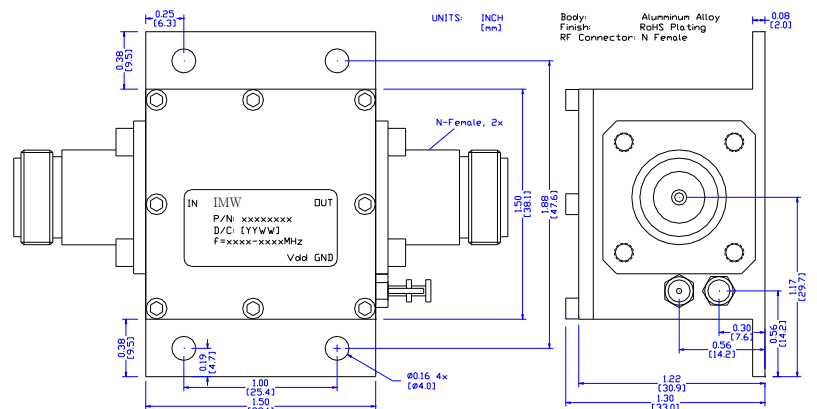
Summary of the key electrical specifications at 25°C

Index	Testing Item	Symbol	Test Constraints	Min	Nom	Max	Unit
1	Frequency Range	BW	50 Ohm Impedance	2.2		2.7	GHz
2	Gain	S ₂₁	2.2 – 2.7 GHz	13	15	17	dB
3	Gain Variation	ΔG	2.2 – 2.7 GHz		+/- 0.5		dB
4	VSWR	SWR _i	2.2 – 2.7 GHz, all RF ports		1.35:1	1.5:1	Ratio
5	Reverse Isolation	S ₁₂	2.2 – 2.7 GHz		25		dB
6	Noise Figure	NF	2.2 – 2.7 GHz		1.0	1.4	dB
7	Output Power 1dB Compression Point	P _{1dB}	2.2 – 2.7 GHz	12	15		dBm
8	Output-Third-Order Interception Point	IP ₃	Two-Tone, P _{out} = 0 dBm each, 1 MHz Separation	23	27		dBm
9	Current Consumption	I _{dd}	V _{dd} = +14.0 V		25		mA
10	Power Supply Operating Voltage	V _{dd}		+8	+12	+16	V
11	Operating Temperature	T _o		-40		+85	°C
12	Thermal Resistance	R _{th,c}	Junction to case			215	°C/W

Functional Block Diagram



Outline, IP-2 Housing



Ordering Information

Model Number	Connectors	
	IN	OUT
ILA220270N	N Female	N Female

Specifications and information are subject to change without notice.

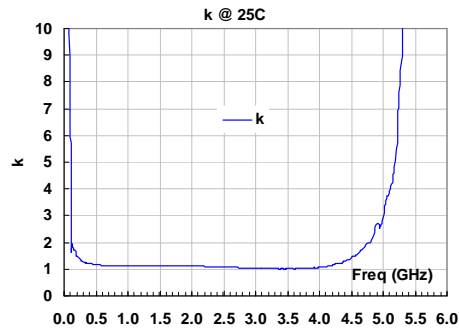
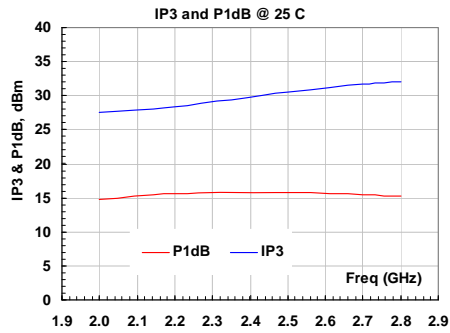
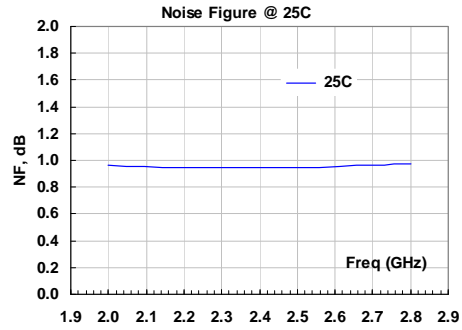
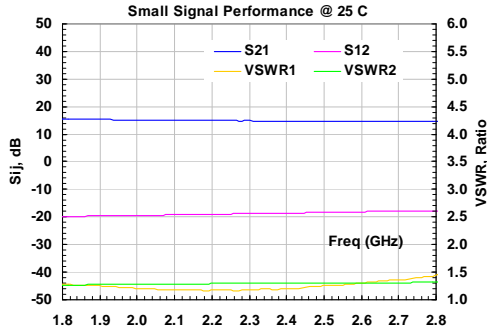


ILA220270N

2.2 – 2.7 GHz LOW NOISE AMPLIFIER

REV B
July 2015

Typical Data



Specifications and information are subject to change without notice.